



¿Cómo guardar búsquedas, crear alertas y compartir informes?

Altmetric.com | @altmetric  
altmetricexplorer.com  
support@altmetric.com

# Guardando las búsquedas

Altmetric EXPLORER

Exploring data for all research outputs **EDIT SEARCH**

Quick search...

HIGHLIGHTS RESEARCH OUTPUTS TIMELINE DEMOGRAPHICS MENTIONS MENTION SOURCES JOURNALS

Total mentions 117.9 million

Outputs with attention 14 million

Total outputs tracked 27.1 million

**SAVE SEARCH**

Acceso a las búsquedas guardadas a través de la barra de herramientas lateral

Haz clic en el botón azul 'Save Search' ("Guardar búsqueda") en cualquier pantalla para añadir tu consulta al panel de búsqueda guardada.

Haz clic en cualquier búsqueda guardada para acceder a los resultados en el Explorer

You can save search results for quick access by clicking the 'save search' button after finding the data you are looking for. Your saved searches will be visible here.

SET DEFAULT	SAVED SEARCH	REPORTING				ACTIONS
		DAILY EMAIL	WEEKLY EMAIL	MONTHLY EMAIL	SHAREABLE REPORT	
<input type="checkbox"/>	<a href="#">Recent pubs: Dimensions citations</a> Saved at 7:56PM on Tuesday 07 August 2018	<input type="checkbox"/>	<input type="checkbox"/>	<input type="checkbox"/>		
<input type="checkbox"/>	<a href="#">Attention highlights for all research outputs with 172 identifiers sorted by Altmetric Attention Score published after 2017-01-01</a> Saved at 5:35PM on Tuesday 07 August 2018	<input type="checkbox"/>	<input type="checkbox"/>	<input type="checkbox"/>		
<input type="checkbox"/>	<a href="#">PubMed query "ariadne labs"[Affiliation]</a> Saved at 6:59PM on Monday 06 August 2018	<input type="checkbox"/>	<input type="checkbox"/>	<input type="checkbox"/>		
<input type="checkbox"/>	<a href="#">Ariadne sample data</a> Saved at 6:48PM on Monday 06 August 2018 <b>SHARED REPORT</b>	<input type="checkbox"/>	<input type="checkbox"/>	<input type="checkbox"/>		
<input type="checkbox"/>	<a href="#">University of Pittsburgh 2018 Publications via Dimensions</a> Saved at 8:41PM on Thursday 02 August 2018 <b>SHARED REPORT</b>	<input type="checkbox"/>	<input type="checkbox"/>	<input type="checkbox"/>		
<input type="checkbox"/>	<a href="#">University of Pittsburgh Oncology and Carcinogenesis via Dimensions</a> Saved at 8:25PM on Thursday 02 August 2018 <b>SHARED REPORT</b>	<input type="checkbox"/>	<input type="checkbox"/>	<input type="checkbox"/>		

Establece cualquier búsqueda como tu vista predeterminada cuando inicias sesión marcando la caja correspondiente a la izquierda

Edita tu nombre de búsqueda con el icono del lápiz verde o borra tu búsqueda con el botón rojo X

El icono azul del documento abre el constructor de informes personalizados para este conjunto de búsqueda.

Seleccione para recibir informes por correo electrónico diarios, semanales y/o mensuales basados en sus búsquedas



# Alertas por correo electrónico

Las alertas por correo electrónico te proporcionan actualizaciones regulares para cualquier búsqueda que crees. Por ejemplo, puedes crear una alerta semanal sobre las menciones recibidas por las publicaciones en los últimos 3 meses.

Las actualizaciones diarias, semanales y/o mensuales llegan a tu caja de entrada e incluyen enlaces que te llevan a las entradas del Altmetric Explorer, permitiéndote explorar fácilmente la atención.

The screenshot displays the Altmetric Explorer interface. On the left, a sidebar shows 'SAVED SEARCH' with three search entries. The main content area shows a search result for 'Attention highlights for all research outputs sorted by Altmetric Attention Score mentioned in the past three days published by Taylor & Francis'. Below this, a 'Report summary' table shows 84,988 total mentions, 1,791 research outputs, and 1,791 with mentions. A 'Recent activity' section shows 16,873 new mentions in the past month, broken down by source: News (646), Blog (136), Twitter (15,806), Facebook (91), Wikipedia (148), Google+ (16), Reddit (17), and Video (13). On the right, a 'REPORTING' table allows users to select the frequency of email reports. The 'MONTHLY EMAIL' option is selected. A tooltip points to the 'SHAREABLE REPORT' icon, indicating that clicking it sends an example email report to cat@altmetric.com. A red box highlights the 'DAILY EMAIL', 'WEEKLY EMAIL', and 'MONTHLY EMAIL' options.

REPORTING	ACTIONS					
DAILY EMAIL	WEEKLY EMAIL	MONTHLY EMAIL	SHAREABLE REPORT	EDIT	SEND	DELETE
<input type="checkbox"/>	<input type="checkbox"/>	<input checked="" type="checkbox"/>				
<input type="checkbox"/>	<input type="checkbox"/>	<input type="checkbox"/>				
<input type="checkbox"/>	<input type="checkbox"/>	<input type="checkbox"/>				

Send an example email report to cat@altmetric.com




Haz clic en el icono del sobre para enviarte un ejemplo de alerta.

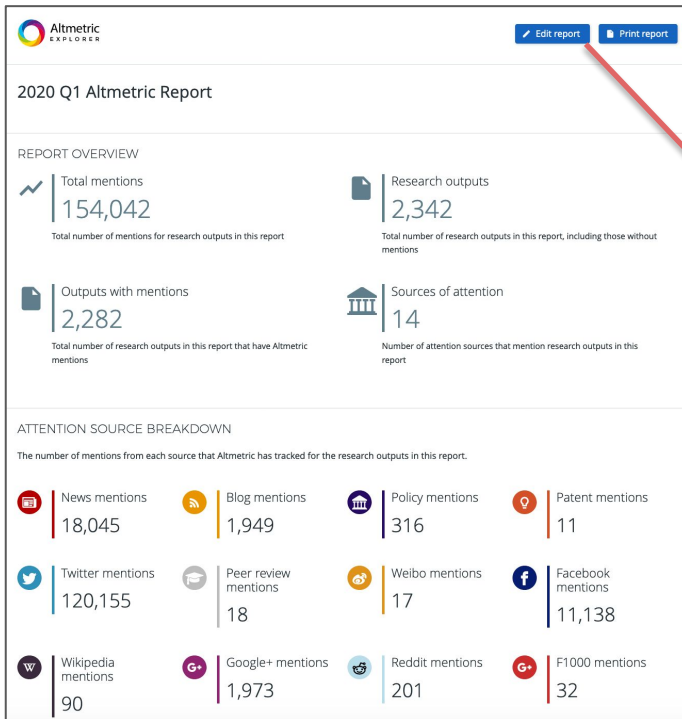


# Informes compartibles

Crea un informe personalizado para cualquier búsqueda guardada para resaltar los datos más valiosos para tu organización.

Los informes pueden ser compartidos como una URL o PDF de actualización automática. Crea un informe haciendo clic en el icono azul del documento en una búsqueda guardada.

SET DEFAULT	SAVED SEARCH	REPORTING				ACTIONS
		DAILY EMAIL	WEEKLY EMAIL	MONTHLY EMAIL	SHAREABLE REPORT	
<input type="checkbox"/>	2020 Q1 Saved at 6:03PM on Tuesday 17 December 2019	<input type="checkbox"/>	<input type="checkbox"/>	<input type="checkbox"/>	<input checked="" type="checkbox"/>	  



Altmetric EXPLORER

2020 Q1 Altmetric Report

REPORT OVERVIEW

Total mentions 154,042 <small>Total number of mentions for research outputs in this report</small>	Research outputs 2,342 <small>Total number of research outputs in this report, including those without mentions</small>
Outputs with mentions 2,282 <small>Total number of research outputs in this report that have Altmetric mentions</small>	Sources of attention 14 <small>Number of attention sources that mention research outputs in this report</small>

ATTENTION SOURCE BREAKDOWN

The number of mentions from each source that Altmetric has tracked for the research outputs in this report.

News mentions 18,045	Blog mentions 1,949	Policy mentions 316	Patent mentions 11
Twitter mentions 120,155	Peer review mentions 18	Weibo mentions 17	Facebook mentions 11,138
Wikipedia mentions 90	Google+ mentions 1,973	Reddit mentions 201	F1000 mentions 32

Haz clic en 'Edit Report' ("Editar informe") para editar las secciones y hacer que el informe se pueda compartir.



# Informes compartibles

Un icono de lápiz significa que puedes modificar ese módulo.

Haz clic en los botones azules de la barra de herramientas lateral para añadir más componentes al informe

Borrar los módulos

Marca la caja 'Make Public' ("Hacer público") para guardarlo como URL y luego haz clic en el botón 'Save Changes' ("Guardar cambios").

**Altmetric EXPLORER**

SHAREABLE REPORT

Choose the information you would like to include in your shareable report. When you are done, click the **Save Changes** button below.

- ADD TITLE
- ADD OVERVIEW
- ADD ATTENTION BREAKDOWN
- ADD ATTENTION CHART
- ADD TOP OUTPUTS LIST

Make public?

Tick this box to generate a publicly-accessible version of your report that you can share with users who don't have access to Altmetric Explorer.

**SAVE CHANGES** **CANCEL**

---

**Altmetric EXPLORER**

## 2020 Q1 Altmetric Report

**REPORT OVERVIEW**

Total mentions 154,042 <small>Total number of mentions for research outputs in this report</small>	Research outputs 2,342 <small>Total number of research outputs in this report, including those without mentions</small>
Outputs with mentions 2,282 <small>Total number of research outputs in this report that have Altmetric mentions</small>	Sources of attention 14 <small>Number of attention sources that mention research outputs in this report</small>

**ATTENTION SOURCE BREAKDOWN**

The number of mentions from each source that Altmetric has tracked for the research outputs in this report.

News mentions 18,045	Blog mentions 1,949	Policy mentions 316	Patent mentions 11
Twitter mentions 120,155	Peer review mentions 18	Weibo mentions 17	Facebook mentions 11,138
Wikipedia mentions 90	Google+ mentions 1,973	Reddit mentions 201	F1000 mentions 32



# Informes compartibles

**Altmetric EXPLORER** Edit report Print report **Share report**

## 2020 Q1 Altmetric Report

### REPORT OVERVIEW

Total mentions <b>154,042</b> <small>Total number of mentions for research outputs in this report</small>	Research outputs <b>2,342</b> <small>Total number of research outputs in this report, including those without mentions</small>
Outputs with mentions <b>2,282</b> <small>Total number of research outputs in this report that have Altmetric mentions</small>	Sources of attention <b>14</b> <small>Number of attention sources that mention research outputs in this report</small>

### ATTENTION SOURCE BREAKDOWN

The number of mentions from each source that Altmetric has tracked for the research outputs in this report.

News mentions <b>18,045</b>	Blog mentions <b>1,949</b>	Policy mentions <b>316</b>	Patent mentions <b>11</b>
Twitter mentions <b>120,155</b>	Peer review mentions <b>18</b>	Weibo mentions <b>17</b>	Facebook mentions <b>11,138</b>
Wikipedia mentions <b>90</b>	Google+ mentions <b>1,973</b>	Reddit mentions <b>201</b>	F1000 mentions <b>32</b>

This report is shared publicly.  
You can share it by giving out the URL of this report.

<https://www.altmetric.com>

Después de hacer clic el botón 'Save Changes' ("Guardar cambios"), verás el botón 'Share Report' ("Compartir informe"), que te permitirá compartir la URL con cualquier persona, incluso con personas ajenas a su organización.

